


FAIRFIELD POLICE DEPARTMENT

Monthly Report – April 2020



Chief Christopher Lyddy

Fairfield Police Department

www.fpdct.com

This page intentionally left blank.

Section 1: Bureau / Division Reports

Noteworthy Police Work

Field Services Bureau

Other Items

Section 2: Statistical Activity Summary

Calls for Service Totals

Alarm response Summary

Motor Vehicle Activity

Parking Ticket Summary

Criminal Arrest Summary

Domestic Violence Arrest Summary

Calls for Service Breakdown Report

Section 1: Bureau / Division Reports

Noteworthy Police Work

Officer of the quarter:



Officer Beattie was awarded Officer of the Quarter. He has consistently been a productive employee who takes on tasks willingly. His initiative has been inspiring to other officers, which has resulted in a positive influence on new officers given his very active role in the FTO program. His initiative and confident demeanor has resulted in a high level of successful arrests and has lent itself to a great assistance to this department.

Bill" has displayed by his actions, the confidence of his supervisors that directly impact the Patrol Division.

Distinguished Service Medal

The criteria for the Distinguished Service Medal states: The recipient made a significant and major contribution to the development of programs, policies, or procedures, which had a substantial impact on the department, community, or profession. When Detective Clark was assigned to the School Safety Division, he developed, from the ground up, the Fairfield Police Department's home-grown, proprietary program called "SHAPE our Youth," or just "SHAPE" for short.



SHAPE is an acronym for Safety, Health, and Positive Environment. Detective Clark spent countless hours of his own time researching and compiling data, curriculum and lesson building, and developing a model of distribution that has received tremendous praise from students, parents, school staff, and other police agencies nationwide. He identified core concepts that are most relevant to Fairfield youth and built the curriculum around these issues. Such issues go far beyond drug and alcohol education and include social skills, decision making, conflict resolution, and methods of minimizing risk of school violence. An easy to remember decision making model was created by Detective Clark and is

applied and reinforced in every lesson. The decision making model is designed to easily incorporate into the children’s everyday lives so it can be applied to any difficult situation.

Impact on the community: The SHAPE program reaches over 1,000 Fairfield youth per year, and has been successfully in effect for six years. The children remember their SHAPE officer as they move throughout their school career and respond better to interactions with police as a result. Parents continuously thank us for teaching their children how to discuss and deal with their everyday stressors.

Impact on the Fairfield Police Department: The program shows the agency’s ability to pursue effective, alternative lines of community policing. Detective Clark developed a SHAPE T-shirt design which is still to this day distributed upon graduation from the program to commemorate the students’ achievement. Thousands and thousands of students have been photographed wearing this shirt and displayed on various media and social media outlets, which has been a tremendous community relations asset. The program helps to humanize our officers and build rapport with the parent and student community. Children can be seen wearing our FPD SHAPE T-Shirts throughout the summer all over town!

Impact on the Profession: By the second year of our SHAPE program we started receiving calls from police agencies throughout the country requesting our model, materials, and lesson plans. They are either looking to start their own similar program, or abandon what they have in search of something better, and they call us for guidance. We still get requests to this day.

SHAPE has become a staple program for our agency and our community. Detective Clark is deserving of the Distinguished Service Medal considering the amount of time, preparation and forward thinking he committed to the conception and creation of this program, and ultimately its successful implementation.

Retirement



Officer Scott Sudora retired after 30 years of service with the Fairfield Police Department. He is moving on to work for the Connecticut Department of Motor Vehicles as an inspector.

Field Services

20-13615 | 1:21 AM | Stolen Vehicle | Mirra, J | Brooklawn Ter/Warwick Av

While on patrol in the area of Brooklawn Terrace, checking the area for suspects breaking into cars, Officer Mirra saw two males standing next to a white Cadillac parked on Brooklawn Terrace. NCIC showed that the vehicle was stolen out of Bridgeport. The males saw Officer Mirra pull onto Brooklawn Terrace and took off running into backyards. A perimeter was set up and Officer Kaesmann and K9 Maverick began a track. The track was successful and the two suspects were located hiding under a porch at 235 Fairmount Terrace. The keys to the Cadillac were later found on one of the juveniles, along with other items commonly stolen from car burglaries. The items were seized and tagged as evidence and the two juveniles were each issued a Summons and turned over to their parents in Bridgeport.

Charges for each Juvenile: Larceny 3rd and Interfering.

Det. Burbige, Officer Wells, Det. Sgt. Hine, Lt. Broderick

*United States Attorney
District of Connecticut*

April 27, 2020

PENNSYLVANIA MAN INVOLVED IN MULTISTATE BANK FRAUD AND IDENTITY THEFT SCHEME PLEADS GUILTY

John H. Durham, United States Attorney for the District of Connecticut, and Peter Quinn, Resident Agent in Charge of the U.S. Secret Service, announced that ANTHONY C. INNARELLA, SR., 63, formerly of Kunkletown, Pennsylvania, waived his right to be indicted and pleaded guilty today before U.S. District Judge Victor A. Bolden to bank fraud and identity theft offenses.

Pursuant to the Coronavirus Aid, Relief, and Economic Security Act (CARES Act), the court proceeding occurred via videoconference.

According to court documents and statements made in court, Innarella and another individual possessed multiple fake driver's licenses and credit cards in the names of other people and used these fraudulent forms of identification to register phony businesses with municipal offices and county clerks to obtain trade name certificates. They also obtained Employer Identification Numbers ("EINs") from the Internal Revenue Service in the names of the phony businesses. Between approximately October 2016 and May 2017, Innarella and the other individual, posing as business owners, traveled to banks in Connecticut, Delaware, Virginia, New Jersey, Massachusetts and elsewhere and used the fraudulent identifications, trade name certificates and EINs to open new business bank accounts. Numerous fraudulent accounts were linked to legitimate accounts of the people whose identities Innarella and the other individual had used.

Through this scheme, more than \$1 million was transferred into the fraudulent business bank accounts, and Innarella and the other individual withdrew cash and cashier's checks totaling approximately \$363,000 from the accounts.

On April 5, 2017, Innarella was arrested by the Fairfield Police Department in connection with a fraudulent bank account he had opened at a Wells Fargo Bank branch in Fairfield. At the time of his arrest, he and his co-conspirator possessed numerous counterfeit driver's licenses and credit cards in other individuals' names, several cellphones bearing sticker labels with the names of different individuals, more than \$34,000 in cash, and other items connecting him to a bank fraud and identity theft scheme. State charges against Innarella are pending.

Innarella has been detained in federal custody since June 13, 2019. Prior to that date, he was in state custody in Connecticut and New Jersey.

Innarella pleaded guilty to one count conspiracy to commit bank fraud, which carries a maximum term of imprisonment of 30 years, and one count of aggravated identity theft, which carries a mandatory consecutive term of imprisonment of two years. A sentencing date is not scheduled.

This matter is being investigated by the Connecticut Financial Crimes Task Force, U.S. Secret Service, Greenwich Police Department, Fairfield Police Department, Delaware State Police and Virginia State Police. The case is being prosecuted by Assistant U.S. Attorney Anastasia E. King in coordination with State's Attorney for the Fairfield (Conn.) Judicial District, Delaware Attorney General's Office, Prince William County (Va.) Commonwealth Attorney's Office, and the Cape May County (N.J.) Prosecutor's Office.

Special Services Bureau

<i>Traffic Safety Unit</i>	Jan	Feb	Mar	Apr	May	Jun	Jul	Aug	Sep	Oct	Nov	Dec
<i>Traffic Stops</i>	492	292	99	0								
<i>Infractions Issued</i>	188	95	20	0								
<i>Misdemeanor Summons</i>	10	6	5	0								
<i>Accidents Investigated</i>	16	30	15	0								
<i>Child Seat Installations</i>	14	34	15	0								
<i>DUI Arrests</i>	0	2	1	0								

<i>Traffic Crash Unit</i>	Jan	Feb	Mar	Apr	May	Jun	Jul	Aug	Sep	Oct	Nov	Dec
<i>Accidents Investigated</i>	73	51	40	20								
<i>Accidents with Injuries</i>	4	6	5	0								
<i>Search Warrants</i>	3	0	4	4								
<i>Arrest Warrants</i>	1	1	0	0								
<i>Misdemeanor Summons</i>	3	2	6	0								
<i>Infractions Issued</i>	17	8	18	11								
<i>Fatalities</i>	0	0	1	0								

<i>Animal Control</i>	Jan	Feb	Mar	Apr	May	Jun	Jul	Aug	Sep	Oct	Nov	Dec
<i>Complaints</i>	65	70	68	66								
<i>Wildlife Complaints</i>	23	30	34	32								
<i>Animals Tested for Rabies</i>	0	1	5	0								
<i>Animals Positive / Rabies</i>	0	0	1	0								
<i>Animal Bites</i>	2	1	2	1								
<i>Written Warnings</i>	4	4	2	4								
<i>Infractions</i>	1	1	0	2								
<i>Misdemeanors</i>	0	0	0	0								

Lake Mohegan Enforcement: Periodic patrols conducted.

<i>Marine Unit</i>	April	May	JUN	JUL	AUG	SEPT	OCT
<i>Complaints</i>	5						
<i>Boats Towed</i>	0						
<i>Written Warnings</i>	0						
<i>Arrests</i>	0						
<i>Safety Inspections</i>	0						
<i>Total Calls For Service</i>	6						
<i>Hours Underway</i>	2						
<i>Community Events</i>	0						
<i>Location Checks</i>	1						
<i>Fatalities</i>	0						

Traffic Enforcement Targeted Areas

- Details relating to COVID-19 pandemic

Other Activities

- Arrest of 2 juveniles responsible for theft of vehicle and damage to cemetery
- Several details relating to COVID-19

Administrative Services Bureau

Training

- How to supervise bad attitudes and negative behaviors

Due to COVID-19 all in-person training has been cancelled.

Emergency Communications Center

	Jan	Feb	Mar	Apr	May	Jun	Jul	Aug	Sep	Oct	Nov	Dec
<i>Total Incoming Calls</i>	7,117	6,746	6,586	6,010								
<i>Total 911 Calls</i>	1,566	1,622	1,353	1,724								
<i>Total Outgoing Calls</i>	1,825	1,796	1,729	1,157								
<i>Total CSFs Processed</i>	3,816	3,419	3,237	4,079								
<i>% 911 Calls Under 10 Sec</i>	95.95	95.31	96.33	97.23								

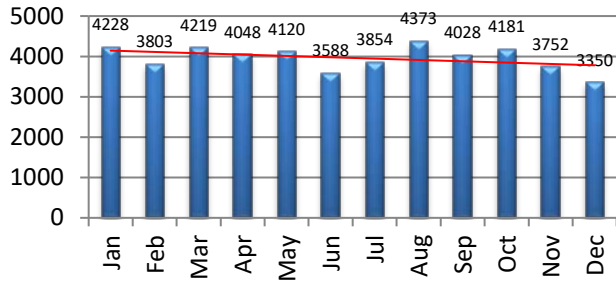
Section 3: Statistical Activity Summary

TOTAL CALLS FOR SERVICE

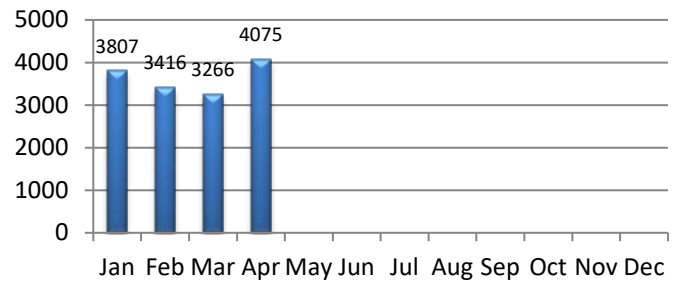
Calls for Service	Jan	Feb	Mar	Apr	May	Jun	Jul	Aug	Sep	Oct	Nov	Dec	YTD
2019	4228	3803	4219	4048	4120	3588	3854	4373	4028	4181	3752	3350	47,544
2020	3807	3416	3266	4075									14,564

Note: Includes miscellaneous calls that may not be listed under the call analysis section

Calls For Service - 2019



Calls for Service - 2020

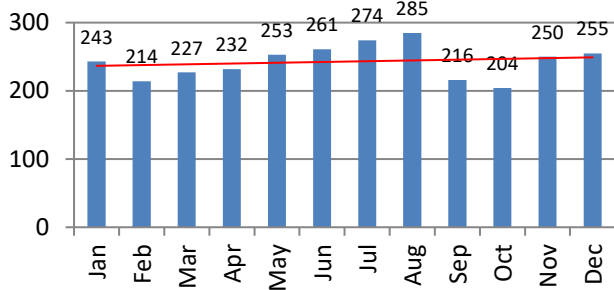


ALARM RESPONSE SUMMARY

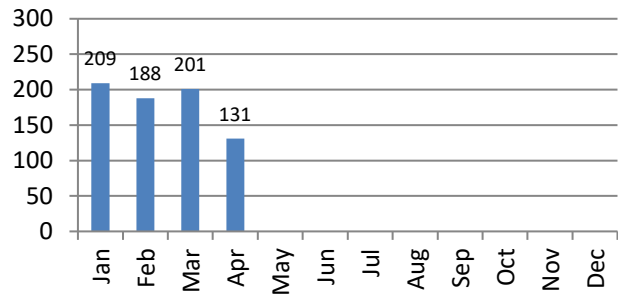
Total Alarms	Jan	Feb	Mar	Apr	May	Jun	Jul	Aug	Sep	Oct	Nov	Dec	YTD
2019	243	214	227	232	253	261	274	285	216	204	250	255	2,914
2020	209	188	201	131									729

False Alarms	Jan	Feb	Mar	Apr	May	Jun	Jul	Aug	Sep	Oct	Nov	Dec	YTD
2019	243	211	227	232	250	261	274	283	215	203	250	254	2,903
2020	209	182	201	131									723

Alarms - 2019



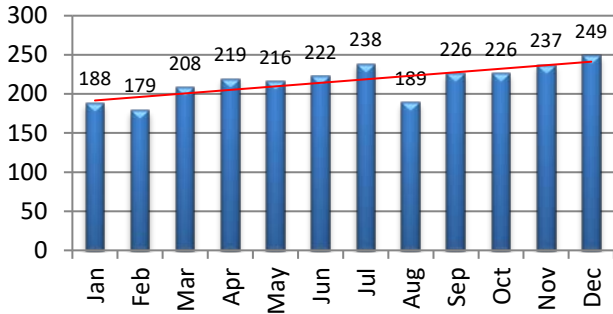
Alarms - 2020



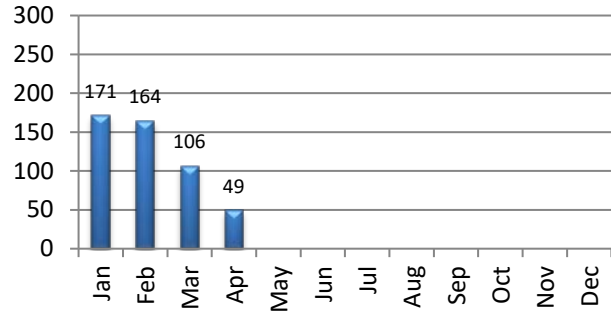
MOTOR VEHICLE ACTIVITY

MV Accidents	Jan	Feb	Mar	Apr	May	Jun	Jul	Aug	Sep	Oct	Nov	Dec	YTD
2019	188	179	208	219	216	222	238	189	226	226	237	249	2,597
2020	171	164	106	49									490

Motor Vehicle Accidents - 2019



Motor Vehicle Accidents - 2020



MV Enforcement	Jan	Feb	Mar	Apr	May	Jun	Jul	Aug	Sep	Oct	Nov	Dec	YTD
Warnings - 2019	328	325	310	254	273	223	269	353	294	328	278	222	3,457
2020	438	305	109	4									856

Infractions - 2019	317	290	315	575	367	171	279	675	199	249	258	103	3,798
2020	220	125	24	3									372

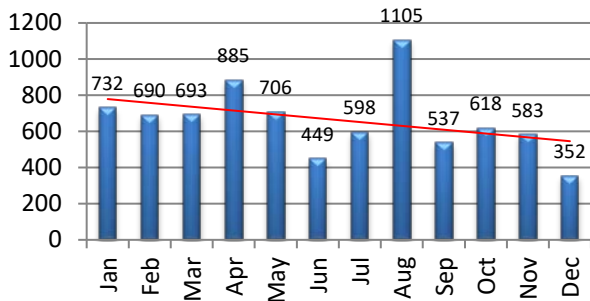
Misdemeanor - 2019	65	55	48	46	53	42	37	59	29	25	33	24	516
2020	34	18	14	0									66

Custodial - 2019	13	12	7	9	6	13	8	9	8	8	5	6	104
2020	5	5	2	0									12

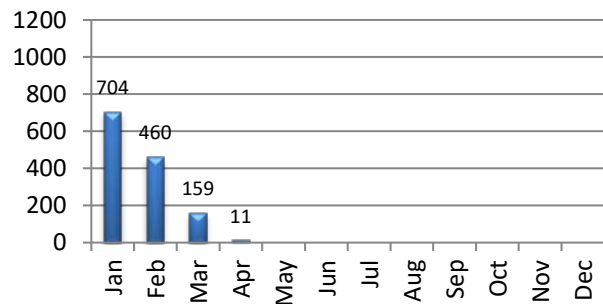
DUI Arrests - 2019	9	5	6	8	5	9	3	9	6	8	9	10	87
2020	4	7	4	1									16

MV Contacts - 2019	732	690	693	885	706	449	598	1105	537	618	583	352	7,948
2020	704	460	159	11									1,334

MV Contacts - 2019



MV Contacts - 2020



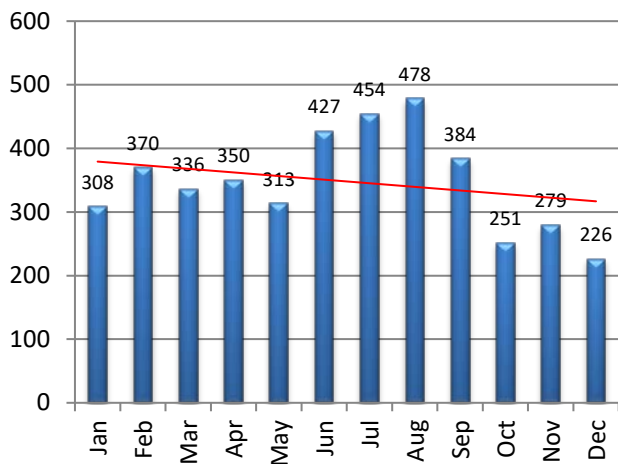
MV Enforcement: Type	Jan	Feb	Mar	Apr	May	Jun	Jul	Aug	Sep	Oct	Nov	Dec	YTD
Speeding Violations	158	92	20	0									270
Seatbelt Violations	3	1	1	0									5
Registration Violations	51	35	10	0									96
License Violations	8	11	14	2									35
Distracted Driving	3	7	4	0									14
Suspended Licence	18	11	7	1									37
Stop Sign Violations	83	22	15	2									122
Traffic Light Violation	6	9	2	0									17

The above incidents are a overview of common violations. These statistics are not the only motor vehicle enforcement actions taken. The above show top 6 violations for the month.

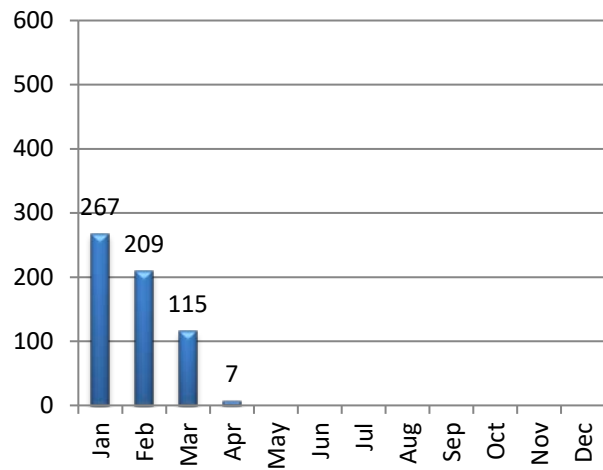
PARKING TICKET SUMMARY

Total Issued	Jan	Feb	Mar	Apr	May	Jun	Jul	Aug	Sep	Oct	Nov	Dec	YTD
2019	308	370	336	350	313	427	454	478	384	251	279	226	4176
2020	267	209	115	7									598

Parking Tags Issued 2019



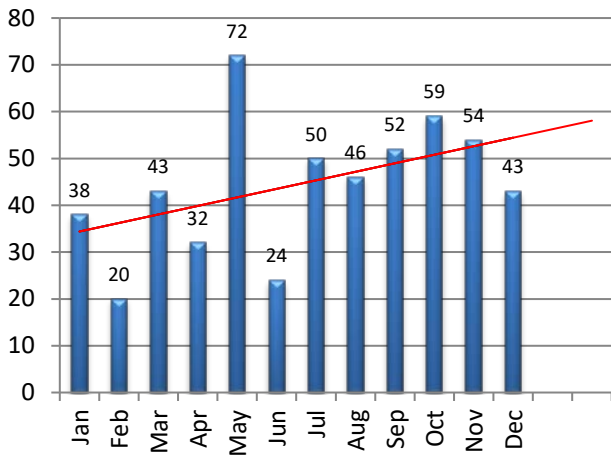
Parking Tags Issued - 2020



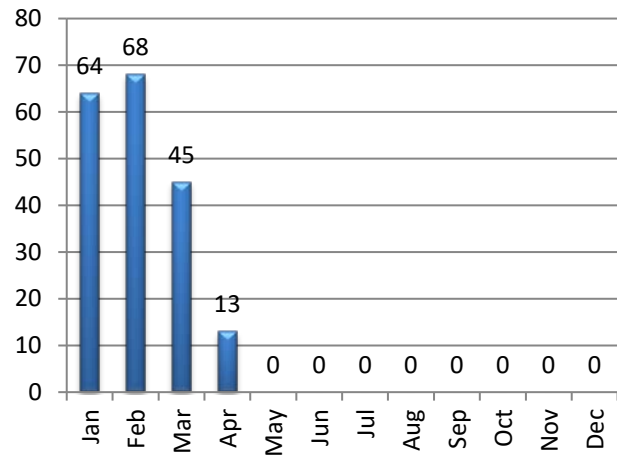
CRIMINAL ARREST SUMMARY

Criminal Arrests by Month	Jan	Feb	Mar	Apr	May	Jun	Jul	Aug	Sep	Oct	Nov	Dec	YTD
Larceny - 2019	26	7	28	23	46	19	31	33	34	44	37	32	360
2020	46	52	32	6									136
Vandalism - 2019	3	1	1	0	10	1	1	1	1	1	1	2	23
2020	2	3	10	4									19
MV Theft / Attempt - 2019	0	1	0	0	0	0	1	0	1	0	0	0	3
2020	1	0	0	0									1
Burglary / Attempt - 2019	6	9	8	1	8	0	10	3	11	8	5	6	75
2020	12	7	1	2									22
Assault - 2019	3	2	5	6	5	4	5	5	3	6	11	3	58
2020	2	6	2	1									11
Robbery - 2019	0	0	1	2	3	0	2	4	2	0	0	0	14
2020	1	0	0	0									1
2019	38	20	43	32	72	24	50	46	52	59	54	43	533
2020	64	68	45	13	0	0	0	0	0	0	0	0	190

Total Criminal Arrests - 2019



Total Criminal Arrests - 2020



Domestic Violence Arrests	Jan	Feb	Mar	Apr	May	Jun	Jul	Aug	Sep	Oct	Nov	Dec	YTD
2020	8	6	9	2									25

COVID-19	Jan	Feb	Mar	Apr	May	Jun	Jul	Aug	Sep	Oct	Nov	Dec	YTD
Simple Trespass	0	0	0	25									25

CALLS FOR SERVICE BREAKDOWN

		Jan	Feb	Mar	Apr	May	Jun	Jul	Aug	Sep	Oct	Nov	Dec	Total
911 HANG UP	2019	6	8	9	7	10	5	5	6	11	11	3	8	89
	2020	7	7	7	2									23
ABANDONED MOTOR VEHICLE	2019	9	8	14	6	4	9	14	5	7	5	10	4	95
	2020	7	7	5	4									23
AIRCRAFT CRASH	2019	0	0	0	0	0	0	0	0	0	0	0	0	0
	2020	0	0	0	0									0
AIRPLANE ACCIDENT	2019	0	0	0	0	0	0	0	0	0	0	0	0	0
	2020	0	0	0	0									0
ALARM	2019	0	0	0	0	0	0	0	1	0	0	0	0	1
	2020	0	0	0	0									0
ALARM EXCUSED	2019	0	3	0	0	3	0	1	1	1	1	0	1	11
	2020	0	6	0	0									6
ALARM FALSE	2019	243	211	227	232	250	261	273	283	215	203	250	254	2902
	2020	209	182	201	131									723
ANIMAL COMPLAINT	2019	66	73	117	90	103	125	120	127	100	99	76	61	1157
	2020	57	84	84	73									298
ANIMAL RESCUE	2019	0	2	1	1	0	3	2	0	1	0	1	0	11
	2020	0	0	0	1									1
ANY SITUATION	2019	8	14	7	6	13	9	16	11	1	10	15	5	115
	2020	6	1	10	6									23
ASSAULT	2019	2	3	4	2	3	1	0	3	2	1	5	1	27
	2020	1	4	2	0									7
ASSAULT IN PROGRESS	2019	0	0	0	0	0	0	0	0	0	0	0	0	0
	2020	0	0	0	0									0
ASSISTANCE	2019	186	180	174	171	181	186	177	171	216	210	175	156	2183
	2020	163	159	107	106									535
BANK ESCORT	2019	22	15	21	22	22	20	22	22	19	22	16	21	244
	2020	23	19	22	18									82
BOAT CRASH	2019	0	0	0	0	0	0	0	0	0	0	0	0	0
	2020	0	0	0	0									0

		Jan	Feb	Mar	Apr	May	Jun	Jul	Aug	Sep	Oct	Nov	Dec	Total
BOAT FIRE (AT DOCK)	2019	0	0	0	0	0	0	0	0	0	0	0	0	0
	2020	0	0	0	0									0
BOMB THREAT	2019	0	0	0	0	0	0	0	0	0	0	0	0	0
	2020	0	0	0	0									0
BREACH OF PEACE	2019	46	35	54	37	54	67	43	53	52	51	50	39	581
	2020	40	49	46	42									177
BURGLARY	2019	0	3	1	2	1	1	1	1	1	1	0	5	17
	2020	2	3	0	0									5
BURGLARY - RESIDENCE	2019	2	1	1	0	4	1	6	2	1	0	0	0	18
	2020	8	1	1	2									12
BURGLARY - COMMERCIAL	2019	4	1	3	0	0	6	4	2	3	3	0	0	26
	2020	1	5	3	2									11
BURGLARY - GARAGE	2019	1	0	0	0	0	0	1	5	0	3	0	3	13
	2020	2	2	1	0									5
BURGLARY - SCHOOL	2019	0	0	0	0	0	0	0	0	0	0	0	0	0
	2020	1	1	0	0									2
BURGLARY ATTEMPT	2019	1	1	0	1	1	0	0	2	1	1	1	0	9
	2020	0	0	0	0									0
BURGLARY ATTEMPT - RESIDENCE	2019	0	0	1	0	3	1	5	1	1	2	0	0	14
	2020	0	1	0	1									2
BURGLARY ATTEMPT - COMMERCIAL	2019	0	0	2	0	0	0	0	1	1	2	0	0	6
	2020	0	3	2	0									5
BURGLARY ATTEMPT - SCHOOL	2019	0	0	0	0	0	0	0	0	0	0	0	0	0
	2020	0	1	0	0									1
BURGLARY IN PROGRESS	2019	0	0	0	0	0	0	0	0	0	0	0	0	0
	2020	1	0	0	0									1
BUSINESS/LOCATION CHECK	2019	1352	1192	1271	1086	1096	761	703	888	985	1047	823	745	11949
	2020	937	929	1323	2289									5478
CANCEL 911 HANG-UP	2019	0	2	1	0	3	1	0	0	1	0	0	1	9
	2020	1	1	1	1									4
CANCELLED ALARM	2019	51	49	46	42	61	63	44	59	47	45	53	48	608
	2020	58	55	54	35									202

		Jan	Feb	Mar	Apr	May	Jun	Jul	Aug	Sep	Oct	Nov	Dec	Total
COMMUNITY EVENT	2019	46	42	25	39	64	43	46	34	85	91	108	29	652
	2020	28	37	24	8									97
DEAD ANIMAL ON ROADWAY	2019	2	0	2	2	1	4	1	2	4	6	4	0	28
	2020	1	4	2	5									12
DEAD ON ARRIVAL	2019	2	2	3	6	0	3	5	4	1	3	4	2	35
	2020	2	3	2	4									11
DOOR UNLOCKED	2019	11	5	5	6	6	3	2	4	10	10	6	3	71
	2020	6	6	2	2									16
DROWNING	2019	0	0	0	0	0	0	0	1	0	0	0	0	1
	2020	0	0	0										0
EMERGENCY MEDICAL CALL	2019	272	264	261	272	263	262	256	263	274	267	312	290	3256
	2020	251	348	242	297									1138
ESCAPE	2019	0	0	0	0	0	0	0	0	0	0	0	0	0
	2020	0	0	0	0									0
FIRE	2019	0	2	1	0	0	0	0	0	0	0	0	1	4
	2020	0	0	0	0									0
FIREWORKS COMPLAINT	2019	1	0	3	0	11	8	29	5	3	2	0	2	64
	2020	1	0	3	1									5
FOLLOW UP INVESTIGATION	2019	1	1	2	0	0	0	0	0	0	1	0	0	5
	2020	0	0	0	0									0
FUNERAL ESCORT	2019	28	13	10	12	15	16	20	15	17	13	20	17	196
	2020	20	12	13	6									51
GPS ALERT	2019	0	0	0	0	1	5	0	0	0	0	0	0	6
	2020	0	0	0	0									0
HARASSMENT	2019	16	16	13	12	18	14	14	10	15	15	14	10	167
	2020	16	14	8	7									45
HOMICIDE	2019	0	1	0	0	0	0	0	0	0	0	0	0	1
	2020	0	0	0	0									0
ICE / WATER RESCUE	2019	0	0	0	0	0	0	0	0	0	0	0	0	0
	2020	0	0	0	0									0
INFORMATION	2019	30	20	46	30	33	45	18	31	34	38	30	27	382
	2020	46	45	98	372									561

		Jan	Feb	Mar	Apr	May	Jun	Jul	Aug	Sep	Oct	Nov	Dec	Total
INTOXICATED SUBJECT	2019	4	5	11	8	3	7	5	4	18	4	6	3	78
	2020	7	4	4	1									16
INVESTIGATION	2019	140	118	157	140	202	155	151	184	193	187	178	168	1973
	2020	155	148	117	94									514
INVESTIGATION- SENIOR CITIZEN	2019	0	1	2	0	0	1	1	0	1	1	0	1	8
	2020	1	0	2	1									4
INVESTIGATION-ARREST	2019	1	0	7	1	3	1	0	7	2	1	1	1	25
	2020	0	3	1	0									4
INVESTIGATION-BAD CHECK	2019	1	0	0	0	0	0	0	0	0	0	0	0	1
	2020	0	0	0	0									0
INVESTIGATION-COUNTERFEIT	2019	2	1	0	0	1	2	2	0	0	1	2	1	12
	2020	2	1	2	1									6
INVESTIGATION-CREDIT CARD FRAUD	2019	3	3	3	2	1	1	2	1	2	1	1	1	21
	2020	4	3	1	0									8
INVESTIGATION-FINANCIAL CRIME	2019	0	2	2	0	3	2	1	2	0	3	4	1	20
	2020	0	0	5	1									6
INVESTIGATION-FORGERY	2019	3	0	2	2	6	9	3	2	1	2	3	0	33
	2020	4	4	1	0									9
INVESTIGATION-INTERNET CRIME	2019	4	0	3	1	3	3	4	0	0	4	0	1	23
	2020	0	1	0	0									1
INVESTIGATION-WARRANT ARREST	2019	13	13	17	20	12	9	14	6	14	13	8	17	156
	2020	17	12	2	0									31
LARCENY IN PROGRESS	2019	1	0	0	0	0	0	2	1	0	0	0		4
	2020	1	0	0	0									1
LARCENY/THEFT	2019	16	21	19	27	17	23	32	21	28	30	13	32	279
	2020	22	11	15	5									53
LARCENY-EMPLOYEE THEFT	2019	4	0	1	1	0	2	2	0	0	0	1		11
	2020	0	0	0	0									0
LARCENY-IDENTITY THEFT	2019	14	5	8	10	6	10	15	9	5	7	9	2	100
	2020	13	4	6	7									30
LOCKOUT	2019	0	0	0	0	0	0	0	0	0	0	0		0
	2020	0	0	0	0									0

		Jan	Feb	Mar	Apr	May	Jun	Jul	Aug	Sep	Oct	Nov	Dec	Total
M.V. ACCIDENT	2019	166	154	183	194	183	193	214	169	201	203	218	222	2300
	2020	150	153	94	44									441
M.V. ACCIDENT WITH INJURIES	2019	25	25	25	25	33	28	24	20	24	23	20	27	299
	2020	21	11	12	5									49
MASS CASUALTY INCIDENT	2019	0	0	0	0	0	0	0	0	0	0	0	0	0
	2020	0	0	0	0									0
MEDICAL ALARM	2019	1	2	3	3	4	1	2	3	3	2	1	2	27
	2020	3	0	2	4									9
MENTAL PATIENT	2019	10	3	5	3	1	4	9	2	3	4	1	4	49
	2020	3	1	1	14									19
MISSING PERSON	2019	1	3	4	1	3	5	0	3	2	2	1	4	29
	2020	3	5	1	3									12
NARCOTIC VIOLATION IN PROGRESS	2019	0	0	0	0	0	0	0	0	0	1	0	0	1
	2020	1	0	0	0									1
NARCOTICS VIOLATION	2019	4	6	4	2	2	3	11	5	2	12	7	4	62
	2020	4	4	3	0									11
NOISE COMPLAINT	2019	18	11	15	20	36	42	33	37	58	45	34	17	366
	2020	14	10	10	12									46
OFFICER NEEDS ASSISTANCE	2019	0	0	0	0	0	0	0	0	0	0	0	0	0
	2020	0	0	0	0									0
OTHER RESCUE	2019	1	0	0	0	2	1	0	0	0	0	0	0	4
	2020	0	0	0	0									0
PACOS ASSIGNMENT	2019	32	15	21	13	15	15	19	36	41	30	16	18	271
	2020	130	93	42	6									271
PARKING VIOLATION	2019	34	23	38	48	46	47	49	25	80	39	40	29	498
	2020	37	25	29	18									109
PISTOL PERMIT APPLICATION	2019	21	10	7	7	4	15	7	11	6	12	9	19	128
	2020	14	22	13	0									49
RECKLESS DRIVER	2019	19	26	25	25	45	21	30	30	38	33	33	31	356
	2020	29	18	27	14									88
RECOVERED PROPERTY	2019	20	8	14	10	16	18	20	17	26	11	17	12	189
	2020	19	10	13	18									60

		Jan	Feb	Mar	Apr	May	Jun	Jul	Aug	Sep	Oct	Nov	Dec	Total
RIOT	2019	0	0	0	0	0	0	0	0	0	0	0	0	0
	2020	0	0	0	0									0
ROAD HAZARD	2019	37	34	47	35	33	78	86	58	34	51	36	49	578
	2020	24	19	14	35									92
ROBBERY	2019	0	0	0	3	4	1	0	2	1	2	0	1	14
	2020	1	0	0	1									2
ROBBERY IN PROGRESS	2019	0	0	0	0	0	0	0	0	0	0	0	0	0
	2020	0	0	0	0									0
SEX VIOLATION	2019	0	0	1	0	1	1	1	0	1	0	1	1	7
	2020	0	1	1	0									2
SEX VIOLATION IN PROGRESS	2019	0	0	0	0	0	0	0	0	0	0	0	0	0
	2020	0	0	0	0									0
SHOPLIFTER	2019	17	14	21	10	22	16	23	15	19	30	22	23	232
	2020	31	31	24	14									100
STOLEN VEHICLE	2019	4	3	3	2	3	4	7	5	12	11	1	2	57
	2020	6	4	4	6									20
STOLEN VEHICLE ATTEMPT	2019	0	0	0	0	0	0	0	0	1	0	0	0	1
	2020	1	0	0	0									1
STOLEN VEHICLE IN PROGRESS	2019	0	0	0	0	0	0	0	0	0	0	0	0	0
	2020	0	0	0	0									0
STRUCTURE FIRE	2019	0	0	7	5	8	5	10	3	3	5	1	3	50
	2020	2	8	5	3									18
SUICIDE	2019	0	0	0	1	0	0	1	1	0	1	0	0	4
	2020	0	0	0	1									1
SUICIDE ATTEMPT	2019	0	0	2	0	0	0	2	1	2	1	0	1	9
	2020	1	1	0	0									2
SUICIDE THREAT	2019	4	4	7	1	4	6	4	1	6	3	4	4	48
	2020	6	4	5	3									18
SUSPICIOUS PERSON	2019	42	38	34	53	57	49	57	49	45	48	39	43	554
	2020	54	31	33	22									140
SUSPICIOUS VEHICLE	2019	29	28	19	23	25	16	17	22	23	27	21	28	278
	2020	19	24	21	22									86

		Jan	Feb	Mar	Apr	May	Jun	Jul	Aug	Sep	Oct	Nov	Dec	Total
TEST	2019	0	0	0	0	0	0	10	12	13	5	5	6	51
	2020	14	5	3	3									25
THEFT FROM MOTOR VEHICLE	2019	9	14	31	22	10	13	42	26	42	35	18	24	286
	2020	33	37	33	40									143
TRAFFIC CONTROL MALFUNCTION	2019	4	5	5	6	9	5	17	7	5	4	8	5	80
	2020	2	1	4	3									10
TRAIN ACCIDENT	2019	0	0	0	0	0	0	0	0	0	0	0	0	0
	2020	0	0	0	0									0
TRESPASSER	2019	7	8	12	11	9	14	7	3	6	7	8	13	105
	2020	5	10	10	26									51
UNKNOWN TROUBLE	2019	0	0	0	0	1	0	0	1	1	0	0	0	3
	2020	0	0	0	0									0
VANDALISM IN PROGRESS	2019	0	0	1	0	0	0	0	0	0	0	0	0	1
	2020	0	0	1	0									1
VANDALISM MISCELLANEOUS	2019	2	0	7	4	4	5	4	2	3	4	1	4	40
	2020	6	6	5	2									19
VANDALISM TO STRUCTURE	2019	1	3	1	0	1	0	4	2	0	2	2	1	17
	2020	1	1	2	0									4
VANDALISM TO VEHICLE	2019	3	1	1	3	5	4	3	7	5	8	9	6	55
	2020	8	7	6	2									23
VESSEL INSPECTION	2019	0	0	0	0	5	3	3	1	0	0	0	0	12
	2020	0	0	0	0									0
WATER RESCUE	2019	0	0	0	0	1	1	1	2	0	1	0	1	7
	2020	0	1	0	1									2
WIRES DOWN	2019	3	6	26	2	3	11	15	12	1	19	1	5	104
	2020	1	2	0	1									4